

MATH NEWS

Kindergarten, Module 4, Topic D

Kindergarten Math

Module 4: Number Pairs, Addition and Subtraction to 10

Math Parent Letter

This document is created to give parents and students a better understanding of the math concepts found in Eureka Math (© 2013 Common Core, Inc.) that is also posted as the Engage New York material which is taught in the classroom. Module 4 of Eureka Math (Engage New York) covers Number Pairs, Addition and Subtraction to 10. This newsletter will discuss Module 4, Topic D.

Topic D. Subtraction from Numbers to 8

Words to know

- How Many Left
- Take One Away
- 1 More Is
- Equation
- Decompose
- Subtraction
- Take Apart
- Minus

Objective

In Topic D, students will begin to subtract numbers to 8. This Topic will help students read and understand word problems while adding and subtracting fluently up to 8. Students will record the relationship between the quantities by writing number sentences, drawing pictures to solve, and filling in number bonds.

OBJECTIVE OF TOPIC D

- 1 Use objects and drawings to find how many are left.
- 2 Solve take from with result unknown expressions and equations using the minus sign with no unknown.
- 3 Represent subtraction story problems using objects, drawings, expressions, and equations.
- 4 Decompose the number 6 using 5-group drawings by breaking off or removing a part, and record each decomposition with a drawing and subtraction equation.
- 5 Decompose the number 7 using 5-group drawings by hiding a part, and record each decomposition with a drawing and subtraction equation.
- 6 Decompose the number 8 using 5-group drawings and crossing off a part, and record each decomposition with a drawing and subtraction equation.


Focus Area– Topic D

Subtraction from numbers to 8

The frog ate 3 flies. Cross out 3 flies. How many are left?




Cross out the flowers to match the number sentence.




$$7 - 4 = 3$$

There were 7 flowers. I picked 3. How many are left?



$$7 - 3 = 4$$

Complete the number bond.



Draw 7 dots in a 5-group. Cross out 2 dots.

