

MATH NEWS

Kindergarten, Module 5, Topic E

Kindergarten Math

Module 5: Numbers 10-20; Count to 100 by Ones and Tens

Math Parent Letter

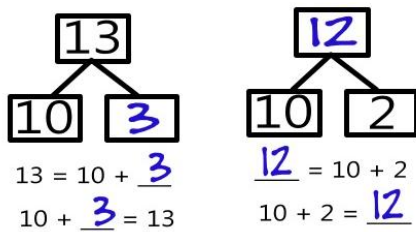
This document is created to give parents and students a better understanding of the math concepts found in Eureka Math (© 2013 Common Core, Inc.) that is also posted as the Engage New York material which is taught in the classroom. Module 5 of Eureka Math (Engage New York) covers Numbers 10 – 20 and Count to 100 by Ones and Tens. This newsletter will discuss Module 5, Topic E

Topic E. Represent and Apply Compositions and Decompositions of Teen Numbers

Objective

In Topic E, students begin to reason about situations to determine if they are decomposing a teen number as 10 ones and some ones, or composing 10 ones and some ones to find the teen number. They will start to analyze the number sentences that best represents the situation.

Students will gain an understanding of decomposing numbers when finding the missing part of the teen number.

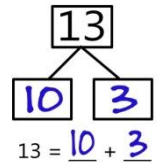


Focus Area– Topic E

Represent and Apply Composition and Decomposition of Teen Numbers

Students will learn how to create an addition sentence using a number bond.

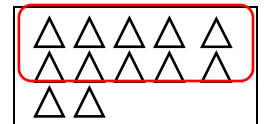
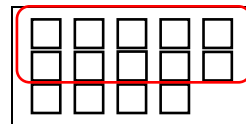
Fill in the number bond and write a number sentence to match it.



The first number is the whole. Circle its parts.



Circle 10 squares. Circle 10 triangles. Write how many in each group. Check the group that has less.

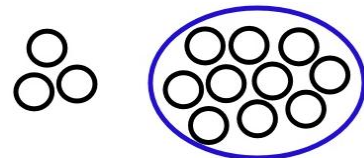


14 is more than 12
less

OBJECTIVE OF TOPIC E

- 1 Represent teen number compositions and decompositions as addition sentences.
- 2 Represent teen number decomposition as 10 ones and some ones, and find a hidden part.
- 3 Decompose teen numbers as 10 ones and some ones; compare some ones to compare the teen numbers.
- 4 Reason about and represent situations, decomposing teen numbers into 10 ones and some ones, and composing 10 ones and some ones into a teen number.
- 5 Culminating Task—Represent teen number decompositions in various ways.

Tommy saw 3 apples in a bag and 10 apples on the table. Draw a picture to show how many apples there are.



Write a number bond and an addition sentence to match your picture.

