

MATH NEWS

Kindergarten, Module 6, Topic A

Kindergarten Math

Module 6: Analyzing, Comparing and Composing Shapes

Math Parent Letter

This document is created to give parents and students a better understanding of the math concepts found in Eureka Math (© 2013 Common Core, Inc.) that is also posted as the Engage New York material which is taught in the classroom. Module 6 of Eureka Math (Engage New York) covers Analyzing, Comparing and Composing Shapes. This newsletter will discuss Module 6, Topic A

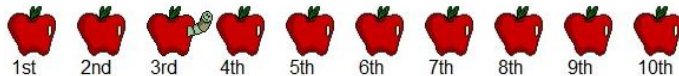
Topic A. Building and Drawing Flat and Solid Shapes

Words to know

- First
- Second
- Third
- Fourth
- Fifth
- Sixth
- Seventh
- Eighth
- Ninth
- Tenth

Objective

In Topic A, students will build on their knowledge of two- and three- dimensional shapes from Module 2. They will compose shapes by building and drawing. They will also begin to use ordinal numbers to describe the systematic construction of their flat shapes.



OBJECTIVE OF TOPIC A

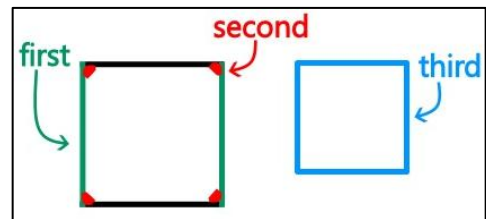
- 1 Describe the systematic construction of flat shapes using ordinal numbers.
- 2 Build flat shapes with varying side lengths and record with drawings.
- 3 Compose solids using flat shapes as a foundation.
- 4 Describe the relative position of shapes using ordinal numbers.

Focus Area- Topic A

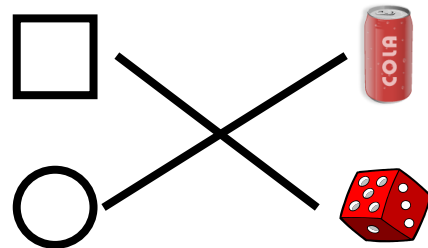
Building and Drawing Flat and Solid Shapes

Using cardinal numbers, students will be given directions to finish drawing shapes.

First, use a ruler to draw 2 lines to make a square. Second, color the corners red. Third, draw another square.



Draw a line from the flat shape to the object that has a face with that flat shape.



Circle the 3rd car from the stop sign. Draw a square around the 5th car. Draw an X on the 2nd car.



Draw a line from the shape to the correct ordinal number, starting at the top.

